


# WELCOME

# CarbonCure



## ABOUT CARBON CURE

Carbon Cure Blockchain-powered platform dedicated to transforming the carbon credit ecosystem. By tokenizing verified carbon credits. Carbon Cure enables individuals and organizations to participate in eco-friendly investments, promoting a carbon-neutral future.



## VISION

Empowering individuals and organizations to lead the global transition to a sustainable future by integrating blockchain technology with carbon credit markets, fostering transparency, and enabling impactful environmental action.



## MISSION

To revolutionize the carbon credit ecosystem by tokenizing carbon offsets, offering innovative reward structures, and creating a decentralized platform that incentivizes participation, accountability, and growth in the fight against climate change.





# HISTORY

The concept of a carbon tax was first implemented by Finland in 1990, making it the first country to introduce this economic mechanism to reduce greenhouse gas emissions.

# GLOBAL CARBON TAX RATES (2024)

SWITZERLAND	\$130.81	HIGHEST GLOBALLY, REFLECTING STRONG ENVIRONMENTAL COMMITMENTS.
LICHTENSTEIN	\$130.81	MATCHES SWITZERLAND DUE TO SIMILAR POLICIES.
SWEDEN	\$125.56	AMONG THE HIGHEST, EMPHASIZING ROBUST CLIMATE POLICIES.
NORWAY	\$90.86	IMPLEMENTS A SIGNIFICANT CARBON TAX TO CURB EMISSIONS.
FINLAND	\$83.74	PIONEERED CARBON TAXATION IN 1990.
IRELAND	\$52.74	INCREASED FROM \$45.31 IN 2023.
FRANCE	\$48.50	MAINTAINS A STEADY CARBON TAX RATE.
GERMANY	\$35.38	OPERATES UNDER THE EU EMISSIONS TRADING SCHEME (ETS).

## CARBON CREDIT MARKET GROWTH

### MARKET VALUE

- 2023: Valued at \$479.41 Billion
- 2030 Projection: Expected to reach \$2 Trillion

### GROWTH RATE

CAGR OF 30.5% FROM 2023 TO 2030

### DRIVEN BY:

GOVERNMENTAL CLIMATE REGULATIONS CORPORATE DEMAND FOR CARBON

OFF SETTING GLOBAL PUSH FOR NET-ZERO EMISSIONS



### OPPORTUNITY:

HIGH-IMPACT MARKET IDEAL FOR ECO-CONSCIOUS INVESTORS AND SUSTAINABILITY - DRIVEN BUSINESSES

# HOW MUCH CAN IT MAKE ?



## Voluntary Market (High-Risk, High-Reward)

- **Purchase Price:** \$3–\$10 per ton (e.g., India, Brazil)
- **Resale Price:** \$50–\$100+ per ton (e.g., Europe, premium buyers)
- **Potential Profit Margin:** Up to 500%
  
- **Example:** Buying 1,000 tons at \$5 and selling at \$80 yields a net profit of \$75,000

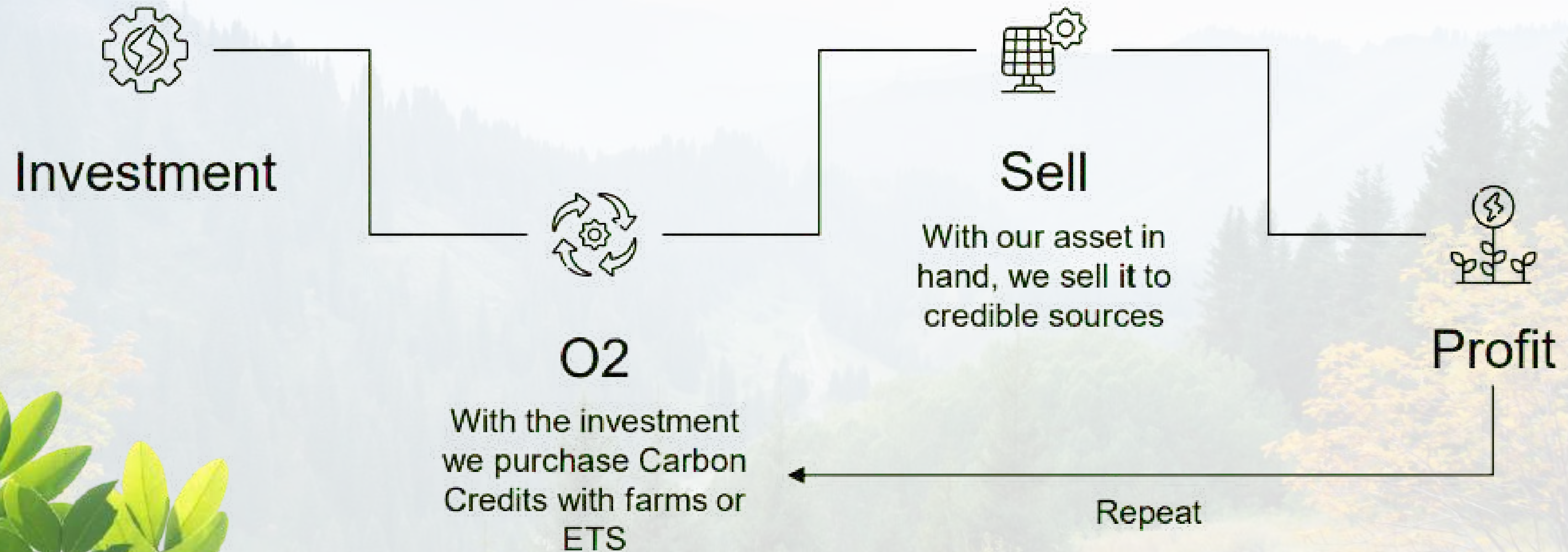


## Compliance Market (Stable, Lower Volatility)

- **Purchase Price:** \$50–\$60 per ton (regulated markets like EU ETS)
- **Resale Price:** \$90+ per ton
- **Potential Returns:** Approximately 50–80% per transaction

**Note:** Returns depend on timing and policy shifts

# BUSINESS STRATEGY



# HOW IT IS DONE

CarbonCure



Investing  
phase

With our investment we start to inquiry from our credible sources from many countries the price of carbon credit.




Purchase  
phase

With data in hand we evaluate the best source and purchase a certain amount of tonnage from the reliable source. ( if the source is limited to a certain quantity we purchase the rest from a second supplier )



Receiving  
phase

On purchase we receive a certificate with a serial number verified by an external evaluator and registered on EU ETS or Verra.



Selling Phase

With the certificate in hands, we contact our regular buyers and make it available on EU ETS.

Most companies need to comply with early tonnage, and we supply it.

# TOP CORPORATE BUYERS OF CARBON CREDITS (2024)



## Energy Sector

**Shell—14.5M credits (Forestry projects)**

**BP —40M CO<sub>2</sub>e (Global offset projects)**

**ExxonMobil —30M CO<sub>2</sub>e (Carbon capture)**

## Technology Sector

**Microsoft — 5.5M credits (BECCS & carbon removal)**

**Google —501K CDR credits (100% clean energy by**

**2030) Apple —Nature-based offsets (Net-zero by 2030)**

## RETAIL SECTOR

**Amazon —\$180M for rainforest conservation**




**Walmart —20M CO<sub>2</sub>e (Renewables & supply**

**chain) Unilever —15M CO<sub>2</sub>e (Reforestation & capture)**

# LOWEST PRICES (VOLUNTARY MARKETS)



## HIGHEST PRICES (COMPLIANCE & PREMIUM VOLUNTARY MARKETS)

-  **India:** \$1–\$3 per ton Focus on affordable renewable energy and clean water projects.
-  **China:** \$2–\$4 per ton Predominantly large-scale industrial projects like waste management.
-  **Brazil:** \$3–\$5 per ton Emphasis on nature-based solutions, including reforestation, benefiting from lower operational costs.

-  **Sweden:** \$125–\$150 per ton High-quality credits aligned with stringent environmental and social standards.
-  **Switzerland:** \$120–\$130 per ton Focus on credits with strong verification and sustainable impact.
-  **European Union (EU ETS):** Approximately \$76 per ton Operates under the EU Emissions Trading System, reflecting regulatory constraint

# WHY CARBON CURE ?



DESPITE GROWING A WARENESS OF CLIMATE CHANGE AND CARBON EMISSIONS, THE CURRENT CARBON CREDIT MARKET IS PLAGUED BY MAJOR ISSUES:



## LACK OF TRANSPARENCY

Traditional carbon credit systems are often opaque, with limited traceability. It's difficult to verify where credits come from, how they're used, or if they truly represent real-world impact.



## INEFFICIENT MARKET ACCESS

Accessing and trading carbon credits remains complex and limited to large corporations and institutions. Individuals and smaller businesses are often left out of the sustainability equation.



## LOW ENGAGEMENT & INCENTIVES

Most platforms offer little motivation for active participation. There are no structured rewards for spreading awareness, encouraging action, or building sustainable communities.



# WHAT WE SOLVE

## TOKENIZED CARBON CREDITS

By bringing carbon credits onto the blockchain, Carbon Cure ensures every transaction is secure, traceable, and verifiable—removing fraud and uncertainty from the process.

## CAREER-BASED REWARD SYSTEM

Carbon Cure introduces a gamified ranking and reward system structured milestones. This not only boosts user engagement but also drives organic growth.

## INCLUSIVE ECOSYSTEM

Carbon Cure opens the carbon market to everyone—making sustainability not just a responsibility, but a shared opportunity for individuals, entrepreneurs, and businesses alike.



# CARBON CREDIT DAILY BONUS REWARD

**Minimum  
Registration 10\$**

**1%**  
**1%**

**DAILY  
COMPOUNDING**

- 1% per day
- 1 direct 1.1 %
- 2 direct 1.25 %
- 3 direct 1.5%
- 4 direct 1.75%
- 5 direct 2%

**\*Condition direct must be  
completed within 20 days**



# ROYALTY & MONTHLY SALARY

STAR 1

4 DIRECT  
2000\$ - 25\$ WEEKLY

STAR 2

50\$ WEEKLY

3 MEMBERS STAR 1

STAR 3

150\$ WEEKLY

3 MEMBERS STAR 2

STAR 4

300\$ WEEKLY

3 MEMBERS STAR 3

STAR 5

500\$ WEEKLY

3 MEMBERS STAR 4

STAR 6

1000\$ WEEKLY

3 MEMBERS STAR 5

5%

Direct  
Income

# REWARD BONUS

- Month 500 Self + 5000\$ Team -Thailand tour
- 1 Month 10000\$ - 500\$ Reward
- 2 Month 25000\$ - 1000\$ Reward
- 5 Month 50000\$ - 2000\$ + 3 Night Thailand Trip/ Dubai
- 8 Month 1 lakh \$ - 5000\$ + Trip



# TEAM REWARD

LEVEL	INCOME	LEVEL	INCOME
LEVEL 1	7%	LEVEL 11	5%
LEVEL 2	5%	LEVEL 12	5%
LEVEL 3	3%	LEVEL 13	5%
LEVEL 4	2%	LEVEL 14	10%
LEVEL 5	1%	LEVEL 15	5%
LEVEL 6	1%		
LEVEL 7	1%		
LEVEL 8	3%		
LEVEL 9	3%		
LEVEL 10	3%		



**TO OPEN 1 LEVEL  
1 DIRECT COMPULSARY**

# 15 LEVEL CONDITION

within 20 days

100\$

10 ID DIRECT

500\$

4 ID DIRECT

ANY ONE CONDITION COMPLETED ALL LEVEL OPEN

# CAREER BONUS

RANK	BUSINESS	REWARD
METAL RANK	\$20,000,00	\$1,000,00
BRONZE RANK	\$ 50,000,00	\$ 2,500,00
SILVER RANK	\$ 100,000.00	\$ 5,000.00
GOLD RANK	\$ 500,000.00	\$ 25,000.00
DIAMOND RANK	\$ 1.000,000.00	\$ 50,000.00
BLACK DIAMOND RANK	\$ 10,000,000.00	\$ 500,000.00

# TERMS AND RULES

- **Minimum registrations \$10**
- **Minimum withdrawal \$10.**
- **To share your link you must be active on any plan.**
- **All plans have a limit of 2x investment**
- **4x working ( Minimum 3 Direct )**
- **Reinvestment must be made manually.**
- **10 to 90 dollar no Withdrawal allowed**
- **100 dollar id Withdrawal allowed**

The logo for CarbonOnCure, featuring the text "CarbonOnCure" in a white, sans-serif font. The letter "O" in "On" is replaced by a green leaf icon. The logo is centered within a dark circular frame.

CarbonOnCure

# THANK YOU!

Protecting ecosystems is vital for life on Earth.  
Let's work together to maintain our planet's balance.